

# BEAR AT THE FAIR

By **Sophia Gholz**  
Illustrated by **Susan Batori**



## launch party ACTIVITIES

AUTHOR- SOPHIA GHOLZ

ILLUSTRATOR- SUSAN BATORI



SLEEPING BEAR PRESS

RESOURCES DESIGNED BY: the subway side

# LAUNCH PARTY

## activity guide

### CRACK THE CODE


Copy the crack the code pages on white copy paper. Audience members will use the numbered code to reveal a mystery message from the story. Provide crayons / colored pencils / markers for young audience members to color the attached coloring page.

### MAZES

Copy mazes on white copy paper. Provide pencils for young audience members to escape the different mazes during your launch party or book signing event.

### YOU WILL NEED:

- White paper
- Art supplies (crayons, colored pencils, or markers)
- Scissors
- Glue sticks
- Tape
- Pencils
- Popsicle sticks



### BEAR & HARE MASKS

Copy Bear and Hare masks on white cardstock for durability. Provide crayons / colored pencils / markers for young audience members to color the masks your launch party or book signing. Have scissors and tape available to cut and secure the mask. You'll also need popsicle sticks.



RESOURCES DESIGNED BY: the subway side




Name: \_\_\_\_\_

RESOURCES DESIGNED BY: *the sunny side*

# BEAR AT THE FAIR

## ESCAPE MAZE

Use a pencil to help hangry Bear find a sweet treat.





Name: \_\_\_\_\_

RESOURCES DESIGNED BY: *the sunny side*

# BEAR AT THE FAIR

## ESCAPE MAZE

Use a pencil to help Bear find his new friends.



Name: \_\_\_\_\_

RESOURCES DESIGNED BY: *the sunny side*

# CRACK THE CODE!

Each number matches with a different letter. Use the table below to crack the code and reveal a special message! Then, color the picture on the next page.

A	B	C	D	E	F	G	H	I
1	2	3	4	5	6	7	8	9
J	K	L	M	N	O	P	Q	R
10	11	12	13	14	15	16	17	18
S	T	U	V	W	X	Y	Z	
19	20	21	22	23	24	25	26	

20	8	5	18	5		9	19

5	14	15	21	7	8		20	15

19	8	1	18	5		9	6		25	15	21

1	18	5		11	9	14	4		2	5	1	18

Name: \_\_\_\_\_

ANSWER KEY

# CRACK THE CODE!

Each number matches with a different letter. Use the table below to crack the code and reveal a special message! Then, color the picture on the next page.

A	B	C	D	E	F	G	H	I
1	2	3	4	5	6	7	8	9
J	K	L	M	N	O	P	Q	R
10	11	12	13	14	15	16	17	18
S	T	U	V	W	X	Y	Z	
19	20	21	22	23	24	25	26	

T	H	E	R	E		I	S
20	8	5	18	5		9	19

E	N	O	U	G	H		T	O
5	14	15	21	7	8		20	15

S	H	A	R	E		I	F		Y	O	U
19	8	1	18	5		9	6		25	15	21

A	R	E		K	I	N	D		B	E	A	R
1	18	5		11	9	14	4		2	5	1	18

Name: \_\_\_\_\_


# BEAR AT THE FAIR



# BEAR MASK

RESOURCES DESIGNED BY: *the sunny side*

Print on white paper and decorate. Cut the outline of the mask apart, including two eye holes. Then, use tape to secure the mask to a popsicle stick.






# HARE MASK

RESOURCES DESIGNED BY: *the sunny side*

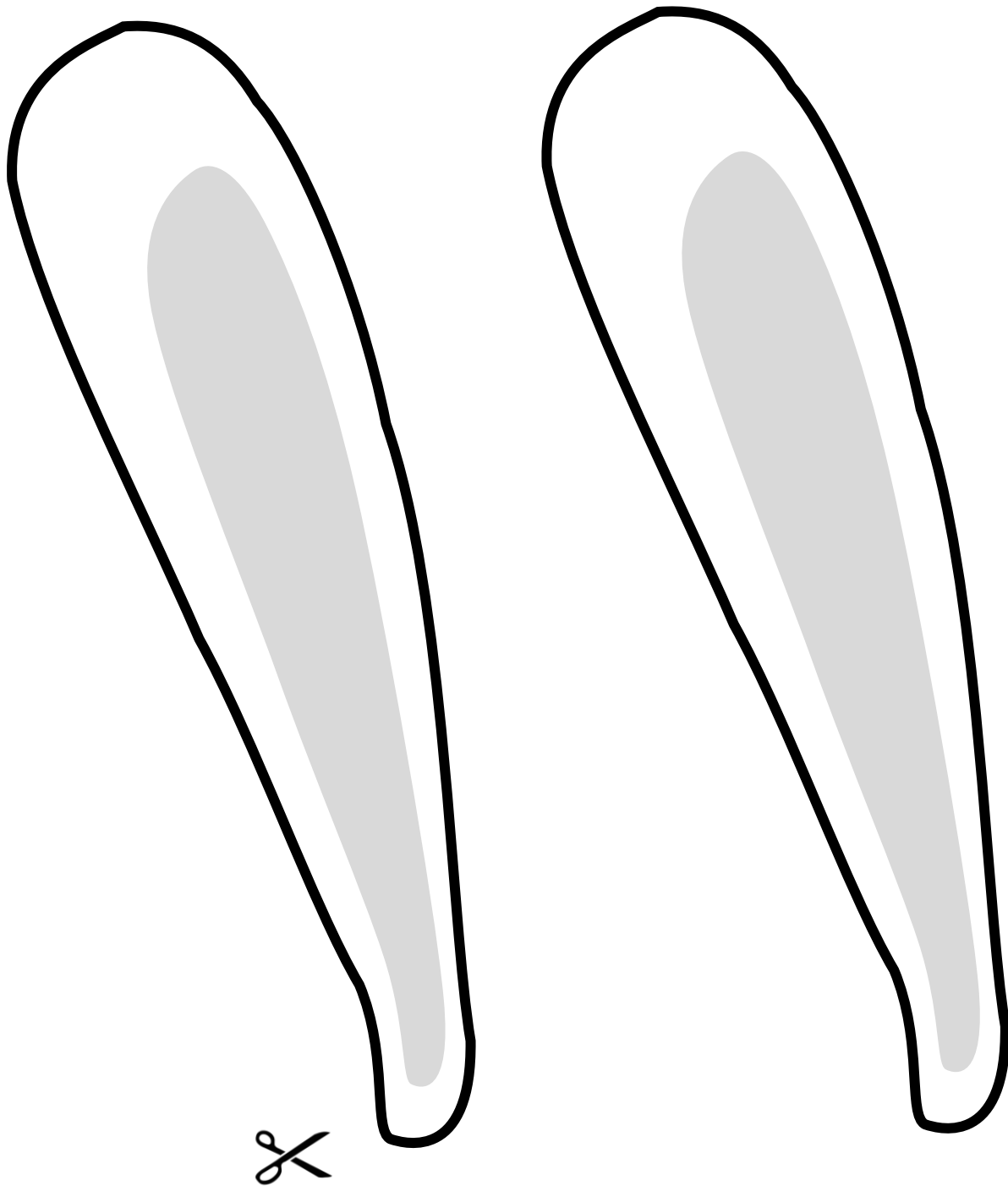
Print on white paper and decorate. Cut the outline of the mask apart, including two eye holes. Then, use tape to secure the mask to a popsicle stick.



# HARE MASK

RESOURCES DESIGNED BY: *the sunny side*

Print on white paper and decorate. Cut the ears apart and adhere to hare face.



# CREDITS PAGE

## The author – Sophia Gholz

Sophia Gholz is an award-winning children's book author, music lover, magic seeker, and avid reader. As a child, Sophia was a passionate reader and artist. When not reading or drawing, she could be found at the farm riding horses or out causing mischief with her brothers. As an adult, Sophia is still an avid reader, art fanatic, and mischief-maker. When she's not writing, you can find Sophia reading a book, making art, visiting schools or exploring the outdoors with her kids. Sophia grew up in Florida, went to art school in California, and met her husband in Manhattan. She's now enjoying life back in Florida with her family.



## CONNECT WITH HER



SLEEPING BEAR PRESS

## The illustrator – Susan Batori

Susan Batori lives in Budapest, Hungary with her soul mate, Robert and with her cat, Kamilla. She studied graphic design at the Hungarian Academy of Fine Arts, Budapest. She worked as an art director at DDB Advertising Agency then she noticed that drawing hilarious characters was much more fun. Since 2013, Susan has been working as a freelance children's book illustrator. Humour is the one thing in her studio that she could not live without.







THESE RESOURCES WERE DESIGNED BY MOLLY AT  
*the sunny side*




EMAIL OR VISIT HER WEBSITE FOR MORE  
INFORMATION.



# YOU MAY

-  Use this item for personal use.
-  Use this item in your classroom and with your students.
-  Copy this item for your class and your students.
-  Copy this item for your child and personal home use.

# YOU MAY *not*

-  Copy or modify any part of this document.
-  Offer this document for sale.
-  Post this item on a website; personal, school, or district without permission.



THESE RESOURCES WERE DESIGNED BY MOLLY AT  
*the sunny side*  
EMAIL OR VISIT HER WEBSITE FOR MORE  
INFORMATION.

